

Steel Wire Rod Prices, Trend, Chart, Demand, Market Analysis, News, Historical and Forecast Data Report 2025 Edition

Report Format: PDF+Excel | Report ID: SR112025A22656

Buy Now

Discount Offer

Report Description

Table of Contents

Methodology

Request Sample

Steel Wire Rod Price Trend, Index and Forecast

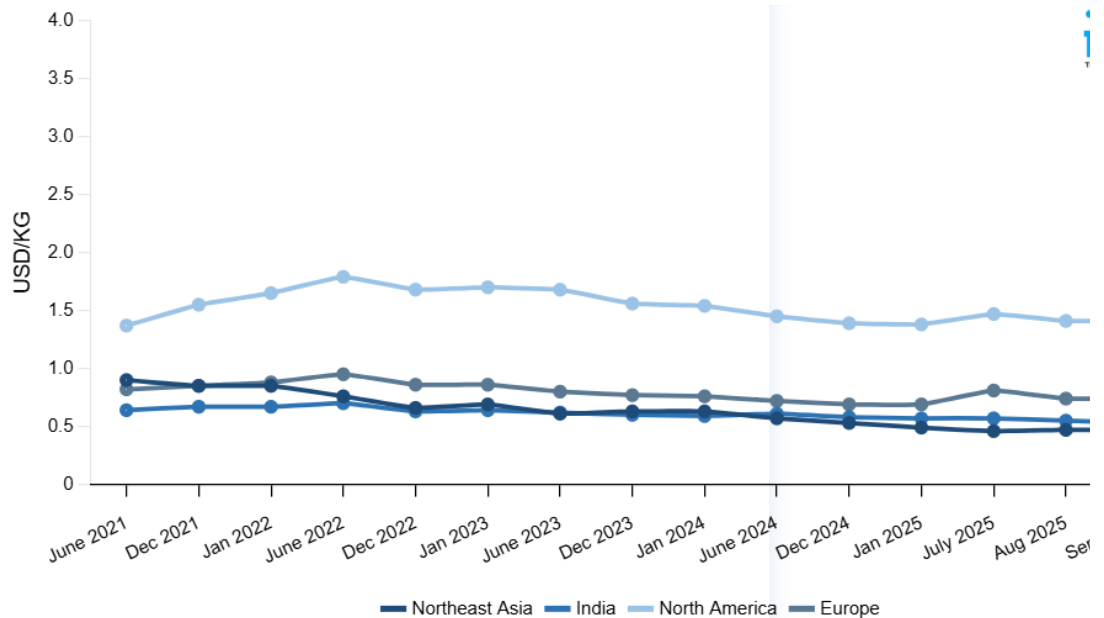
Track real-time and historical steel wire rod prices across global regions. Updated monthly with market insights, drivers, and forecasts.

Steel Wire Rod Prices October 2025

Region	Price (USD/Kg)	Latest Movement
Northeast Asia	0.46	-3.3% ↓ Down
Europe	0.70	-4.4% ↓ Down
India	0.52	-2.1% ↓ Down
North America	1.43	1.4% ↑ Up

Steel Wire Rod Price Index (USD/KG):

The chart below highlights monthly steel wire rod prices across different regions.



Get Access to Monthly/Quarterly/Yearly Prices, [Request Sample](#)

Market Overview Q3 Ending September 2025

Northeast Asia: In Northeast Asia, steel wire rod prices saw a mild upward movement as stable construction activity supported steady demand. Moderate raw material cost pressures from iron ore and scrap markets, along with consistent production rates, contributed to balanced supply conditions. Export opportunities to Southeast Asia also played a role in sustaining momentum. The steel wire rod price index reflected steady procurement by downstream industries, particularly in infrastructure projects, while limited oversupply prevented significant downward pressure.

Europe: In Europe, steel wire rod prices edged upward due to firm demand from the automotive and construction sectors. Rising energy costs contributed modestly to production expenses, influencing the slight increase. Import competition remained subdued as regional buyers preferred local suppliers, which supported domestic market strength. The steel wire rod price index reflected stable downstream consumption in mechanical engineering applications, while inventory management strategies among mills ensured controlled availability. This balance between supply and demand underpinned the marginal price rise observed this quarter.

India: In India, steel wire rod prices declined due to weaker seasonal construction demand and sluggish activity in the infrastructure sector. High domestic production levels created an oversupply situation, pressuring market fundamentals. Export demand was limited, reducing opportunities for balancing excess inventory. The steel wire rod price index highlighted restrained procurement by downstream manufacturers, while falling scrap prices further weighed on sentiment. As a result, mills faced tighter margins, reflecting the sharpest movement among the major

North America: In North America, steel wire rod prices registered a slight increase supported by consistent demand from construction and manufacturing sectors. Higher domestic consumption in non-residential projects helped stabilize procurement activity. Although raw material costs remained steady, the steel wire rod price index gained momentum due to reduced imports and tighter availability from mills. Downstream industries such as automotive and fasteners sustained their offtake, reinforcing the modest price rise. This ensured market stability despite seasonal fluctuations in procurement patterns.

Steel Wire Rod Price Trend, Market Analysis, and News

IMARC's latest publication, "**Steel Wire Rod Prices, Trend, Chart, Demand, Market Analysis, News, Historical and Forecast Data Report 2025 Edition,**" presents a detailed examination of the steel wire rod market, providing insights into both global and regional trends that are shaping prices. This report delves into the spot price of steel wire rod at major ports and analyzes the composition of prices, including FOB and CIF terms. It also presents detailed steel wire rod prices trend analysis by region, covering North America, Europe, Asia Pacific, Latin America, and Middle East and Africa. The factors affecting steel wire rod pricing, such as the dynamics of supply and demand, geopolitical influences, and sector-specific developments, are thoroughly explored. This comprehensive report helps stakeholders stay informed with the latest market news, regulatory updates, and technological progress, facilitating informed strategic decision-making and forecasting.

Steel Wire Rod Industry Analysis

The global steel wire rod industry size reached **USD 113.47 Billion** in 2024. By 2033, IMARC Group expects the market to reach **USD 162.90 Billion**, at a projected **CAGR of 3.90%** during 2025-2033. Growth is driven by strong demand from construction, automotive, and manufacturing industries, coupled with advancements in infrastructure projects and rising applications in fasteners, wire drawing, and reinforcement products. Increasing urbanization and industrialization across emerging economies further strengthen the long-term market outlook.

Latest developments in the Steel Wire Rod Industry:

- **March 2025:** ArcelorMittal-Nippon Steel India secured land in Andhra Pradesh to build an integrated steel plant with an initial capacity of 7.3 MTPA, strengthening its position in the steel wire rod market.
- **March 2023:** Bhilai Steel Plant (BSP) located in Chhattisgarh, a subsidiary of the state-owned Steel Authority of India Limited (SAIL), was authorized to manufacture a comprehensive range of IS 7904 Grade steel wire rods. IS 7904 constitutes the Bureau of Indian Standards (BIS) requirement for High Carbon Steel Wire Rods, and BSP is

Product Description

Steel wire rod is a semi-finished rolled steel product produced in coils, typically with diameters ranging from 5.5 mm to 14 mm. It is manufactured primarily from carbon steel, alloy steel, or stainless steel, depending on end-use applications. Known for its excellent ductility, weldability, and tensile strength, steel wire rod serves as the primary feedstock for wire drawing processes. It is widely used in the production of construction reinforcement bars, automotive components, fasteners, springs, welding electrodes, and wire meshes. Industrial applications also extend to electrical wiring, fencing, and cables. Its versatility, combined with cost-effectiveness and adaptability to multiple grades, makes it indispensable to numerous downstream industries globally.

Report Coverage

Key Attributes	Details
Product Name	Steel Wire Rod
Report Features	Exploration of Historical Trends and Market Outlook, Industry Demand, Industry Supply, Gap Analysis, Challenges, Steel Wire Rod Price Analysis, and Segment-Wise Assessment.
Currency/Units	US\$ (Data can also be provided in local currency) or Metric Tons
Region/Countries Covered	<p>The current coverage includes analysis at the global and regional levels only.</p> <p>Based on your requirements, we can also customize the report and provide specific information for the following countries:</p> <p>Asia Pacific: China, India, Indonesia, Pakistan, Bangladesh, Japan, Philippines, Vietnam, Thailand, South Korea, Malaysia, Nepal, Taiwan, Sri Lanka, Hongkong, Singapore, Australia, and New Zealand*</p> <p>Europe: Germany, France, United Kingdom, Italy, Spain, Russia, Turkey, Netherlands, Poland, Sweden, Belgium, Austria, Ireland, Switzerland, Norway, Denmark, Romania, Finland, Czech Republic, Portugal and Greece*</p> <p>North America: United States and Canada</p>

Key Attributes	Details
	<p>and Peru*</p> <p>Middle East & Africa: Saudi Arabia, UAE, Israel, Iran, South Africa, Nigeria, Oman, Kuwait, Qatar, Iraq, Egypt, Algeria, and Morocco*</p> <p>*The list of countries presented is not exhaustive. Information on additional countries can be provided if required by the client.</p>
<p>Information Covered for Key Suppliers</p>	<ul style="list-style-type: none"> • Company Overview • Business Description • Recent Trends and Developments
<p>Customization Scope</p>	<p>The report can be customized as per the requirements of the customer</p>
<p>Report Price and Purchase Option</p>	<p>Plan A: Monthly Updates - Annual Subscription</p> <ul style="list-style-type: none"> • Scope <ul style="list-style-type: none"> ◦ Historical Data for the Current Month ◦ Forecast for Next Month • Total Deliverables Per Year: 12 (One Per Month) • Includes: One PDF and Excel datasheet per month, Post Purchase Analyst Support throughout the year <p>Plan B: Quarterly Updates - Annual Subscription</p> <ul style="list-style-type: none"> • Scope <ul style="list-style-type: none"> ◦ Historical Data for the Current Quarter ◦ Forecast for Next Quarter • Total Deliverables Per Year: 4 (One Per Quarter) • Includes: One PDF and Excel datasheet per Quarter, Post Purchase Analyst Support throughout the year <p>Plan C: Biannually Updates - Annual Subscription</p> <ul style="list-style-type: none"> • Scope <ul style="list-style-type: none"> ◦ Historical Data for the Current Half ◦ Forecast for the Next Half

Key Attributes	Details
	<ul style="list-style-type: none"> Includes: One PDF and Excel datasheet per Half, Post Purchase Analyst Support throughout the year
Post-Sale Analyst Support	360-degree analyst support after report delivery
Delivery Format	PDF and Excel through email (We can also provide the editable version of the report in PPT/Word format on special request)

Key Benefits for Stakeholders:

- IMARC's report presents a detailed analysis of steel wire rod pricing, covering global and regional trends, spot prices at key ports, and a breakdown of FOB and CIF prices.
- The study examines factors affecting steel wire rod price trend, including input costs, supply-demand shifts, and geopolitical impacts, offering insights for informed decision-making.
- The competitive landscape review equips stakeholders with crucial insights into the latest market news, regulatory changes, and technological advancements, ensuring a well-rounded, strategic overview for forecasting and planning.
- IMARC offers various subscription options, including monthly, quarterly, and biannual updates, allowing clients to stay informed with the latest market trends, ongoing developments, and comprehensive market insights. The steel wire rod price charts ensure our clients remain at the forefront of the industry.

Key Questions Answered in This Report

1. What is the price of steel wire rod in October 2025? +
2. How often is the steel wire rod price data updated? +
3. In which formats are the steel wire rod price data available? +
4. Does the report include a forecast for steel wire rod prices? +
5. Which regions and countries are covered in the report? +
6. Are both FOB and CIF steel wire rod prices included in the report? +

Need more help?

- Speak to our experienced analysts for insights on the current market scenarios.
- Include additional segments and countries to customize the report as per your requirement.
- Gain an unparalleled competitive advantage in your domain by understanding how to utilize the report and positively impacting your operations and revenue.
- For further assistance, please connect with our analysts.



Purchase Options

Discount
Offer

- | | | |
|---|--------------------------------------|--------------------------|
| <input checked="" type="radio"/> Biannual Updates | For 2 Deliverables, Billed Annually | USD 4899 3999 |
| <input type="radio"/> Quarterly Updates | For 4 Deliverables, Billed Annually | USD 6899 5499 |
| <input type="radio"/> Monthly Updates | For 12 Deliverables, Billed Annually | USD 9899 7999 |

Buy Now



Request Customization

Why Choose Us

Reliable pricing intelligence trusted by leading industry players.

[Learn More](#)

TRUSTED BY LEADING COMPANIES



Inquire Before Buying



Speak to an Analyst



Request Brochure

Benefits of Customization

Personalize this research

Triangulate with your data

Get data as per your format and definition

Gain a deeper dive into a specific application, geography, customer, or competitor

Any level of personalization

Get in Touch With Us

UNITED STATES

Phone: +1-201-971-6302

INDIA

Phone: +91-120-433-0800

UNITED KINGDOM

Phone: +44-753-714-6104

Email: sales@imarcgroup.com

WHY CHOOSE US

IMARC offers trustworthy, data-centric insights into commodity pricing and evolving market trends, enabling businesses to make well-informed decisions in areas such as procurement, strategic planning, and investments. With in-depth knowledge spanning more than 1000 commodities and a vast global presence in over 150 countries, we provide tailored, actionable intelligence designed to meet the specific needs of diverse industries and markets.

1000+

Commodities

150+

Countries Covered

2114+

Clients

20+

Industry

Robust Methodologies & Extensive Resources

IMARC delivers precise commodity pricing insights using proven methodologies and a wealth of data to support strategic decision-making.

Subscription-Based Databases

Our extensive databases provide detailed commodity pricing, import-export trade

We use cookies, including third-party, for better services. See our [Privacy Policy](#) for more.

Primary Research-Driven Insights

Through direct supplier surveys and expert interviews, we gather real-time market data to enhance pricing accuracy and trend forecasting.

Extensive Secondary Research

We analyze industry reports, trade publications, and market studies to offer tailored intelligence and actionable commodity market insights.

Trusted by 3000+ industry leaders worldwide to drive data-backed decisions.

From global manufacturers to government agencies, our clients rely on us for accurate pricing, deep market intelligence, and forward-looking insights.

About Us

IMARC Group is a leading market research company dedicated to providing data-driven insights and expert consulting services to support businesses in achieving their strategic objectives across diverse industries.



Quick Links


- [Media Room](#)
- [Blogs](#)
- [Press Releases](#)
- [Case Studies](#)
- [Our Customers](#)
- [Become a Publisher](#)
- [FAQ's](#)
- [News](#)
- [Login](#)


Information


- [Career](#)
- [Terms & Conditions](#)
- [Privacy Policy](#)
- [Sitemap](#)

Follow Us

Reach Us

 United States
134 N 4th St. Brooklyn, NY 11249, USA
+1-201-971-6302

 United Kingdom
30 Churchill Place London E14 5EU, UK
+44-753-714-6104

 India
C-130, Sector 2, Noida, Uttar Pradesh 201301, India
+91-120-433-0800

© Copyright IMARC Services Private Limited 2025. All rights reserved.