

Ease of Doing Business Scores

EN 


RANKINGS

EASE OF DOING BUSINESS SCORE

Ease of Doing Business score


The ease of doing business score helps assess the absolute level of regulatory performance over time. It captures the gap of each economy from the best regulatory performance observed on each of the indicators across all economies in the *Doing Business* sample since 2005. One can both see the gap between a particular economy's performance and the best performance at any point in time and assess the absolute change in the economy's regulatory environment over time as measured by *Doing Business*. An economy's ease of doing business score is reflected on a scale from 0 to 100, where 0 represents the lowest and 100 represents the best performance. For example, an ease of doing business score of 75 in *Doing Business 2019* means an economy was 25 percentage points away from the best regulatory performance constructed across all economies and across time. A score of 80 in *Doing Business 2020* would indicate the economy is improving. Read the methodology, explaining how the ease of doing business rankings and the ease of doing business scores are calculated (PDF).

► **Ease of doing business score calculator:** Users can adjust values of any indicators of an economy and see what impact this would have on the economy's overall ranking. [Download *Doing Business 2020* ease of doing business score calculator](#) (Excel).

 = Multi-city data for same economy is available.

Select indicator 




Economy 	DB 2019	DB 2020
▼ Region		
East Asia & Pacific	62.7	63.3
Europe & Central Asia	71.8	73.1



Latin America & Caribbean
DOING BUSINESS
 Archive
 Middle East & North Africa



	58.8	59.1	
	58.4	60.2	
OECD high income	78.2	78.4	EN
South Asia	56.3	58.2	
Sub-Saharan Africa	50.9	51.8	

▼ **Economy**

Afghanistan	44.2	44.1	
Albania	67	67.7	
Algeria	48.5	48.6	
Angola	41.2	41.3	
Antigua and Barbuda	59.9	60.3	
Argentina	58.2	59	
Armenia	73.2	74.5	
Australia	80.7	81.2	
Austria	78.7	78.7	
Azerbaijan	73.6	76.7	
Bahamas, The	59.4	59.9	
Bahrain	70.1	76	
Bangladesh 	42.5	45	
Bangladesh - Chittagong	43.4	45.6	
Bangladesh - Dhaka	42.2	44.9	
Barbados	57.7	57.9	
Belarus	74.4	74.3	



Belgium
DOING BUSINESS
 ARCHIVE

	74.7	75	
	55.3	55.5	
Benin	51.7	52.4	EN ^v
Bhutan	66	66	
Bolivia	51.6	51.7	
Bosnia and Herzegovina	65.4	65.4	
Botswana	66.2	66.2	
Brazil 	58.6	59.1	
Brazil - Rio de Janeiro	59	59.5	
Brazil - São Paulo	58.3	58.8	
Brunei Darussalam	69.6	70.1	
Bulgaria	71.8	72	
Burkina Faso	51.3	51.4	
Burundi	46.5	46.8	
Cabo Verde	54	55	
Cambodia	53.8	53.8	
Cameroon	46	46.1	
Canada	79.7	79.6	
Central African Republic	34.8	35.6	
Chad	36.7	36.9	
Chile	72.3	72.6	
China 	74	77.9	
China - Beijing	73.9	78.2	



China - Shanghai

DOING BUSINESS

ARCHIVE

	74	77.7	
	69.2	70.1	
Comoros	47	47.9	EN
Congo, Dem. Rep.	35.2	36.2	
Congo, Rep.	38.2	39.5	
Costa Rica	68.8	69.2	
Côte d'Ivoire	58.3	60.7	
Croatia	73	73.6	
Cyprus	72.8	73.4	
Czech Republic	76.3	76.3	
Denmark	85.2	85.3	
Djibouti	58.4	60.5	
Dominica	60.5	60.5	
Dominican Republic	59.3	60	
Ecuador	57.6	57.7	
Egypt, Arab Rep.	58.5	60.1	
El Salvador	64.9	65.3	
Equatorial Guinea	40.5	41.1	
Eritrea	21.5	21.6	
Estonia	80.8	80.6	
Eswatini	58.7	59.5	
Ethiopia	47.1	48	
Fiji	61.4	61.5	



Finland
DOING BUSINESS
 ARCHIVE


	80	80.2	
	76.8	76.8	
Gabon	44.5	45	EN ^v
Gambia, The	47.8	50.3	
Georgia	83.5	83.7	
Germany	79.3	79.7	
Ghana	60.4	60	
Greece	67.4	68.4	
Grenada	53.4	53.4	
Guatemala	62.5	62.6	
Guinea	49.3	49.4	
Guinea-Bissau	43.2	43.2	
Guyana	55.6	55.5	
Haiti	37.9	40.7	
Honduras	56	56.3	
Hong Kong SAR, China	85.1	85.3	
Hungary	73.2	73.4	
Iceland	79	79	
India 	67.5	71	
India - Delhi	68.1	71.9	
India - Mumbai	66.8	70.1	
Indonesia 	68.2	69.6	
Indonesia - Jakarta	68.4	69.8	



Indonesia - Surabaya

DOING BUSINESS

Archive
Arab. Emir. Rep.



	67.4	68.8	
	58.6	58.5	
Iraq	44.7	44.7	EN ^v
Ireland	79.6	79.6	
Israel	75	76.7	
Italy	73	72.9	
Jamaica	68.3	69.7	
Japan 	78	78	
Japan - Osaka	78.5	78.4	
Japan - Tokyo	77.8	77.8	
Jordan	61.3	69	
Kazakhstan	78	79.6	
Kenya	71	73.2	
Kiribati	46.8	46.9	
Korea, Rep.	84	84	
Kosovo	71	73.2	
Kuwait	62.6	67.4	
Kyrgyz Republic	65.4	67.8	
Lao PDR	49.8	50.8	
Latvia	80.3	80.3	
Lebanon	54.4	54.3	
Lesotho	58.7	59.4	
Liberia	43.5	43.2	



	Score	Ranking	
Libya	32.7	32.7	
Austria	64.9	64.8	
Lithuania	81	81.6	EN
Luxembourg	69.6	69.6	
Madagascar	47	47.7	
Malawi	60.4	60.9	
Malaysia	81.3	81.5	
Maldives	53.3	53.3	
Mali	53.1	52.9	
Malta	65.5	66.1	
Marshall Islands	50.9	50.9	
Mauritania	49.4	51.1	
Mauritius	80.3	81.5	
Mexico	72.3	72.4	
Mexico - Mexico City	71.6	71.7	
Mexico - Monterrey	75.7	75.7	
Micronesia, Fed. Sts.	48.1	48.1	
Moldova	73.1	74.4	
Mongolia	67.7	67.8	
Montenegro	73.7	73.8	
Morocco	71.7	73.4	
Mozambique	54.6	55	
Myanmar	43.5	46.8	



Namibia
DOING BUSINESS
 ARCHIVE

Namibia	61.4	61.4	
Nepal	59.7	63.2	
Netherlands	76.1	76.1	EN ^v
New Zealand	87	86.8	
Nicaragua	54.5	54.4	
Niger	52.3	56.8	
Nigeria 	53.4	56.9	
Nigeria - Kano	56	58.2	
Nigeria - Lagos	52.6	56.5	
North Macedonia	80.7	80.7	
Norway	82.9	82.6	
Oman	68.8	70	
Pakistan 	55.5	61	
Pakistan - Karachi	54	59.5	
Pakistan - Lahore	58.2	63.6	
Palau	53.7	53.7	
Panama	66.9	66.6	
Papua New Guinea	59.4	59.8	
Paraguay	58.5	59.1	
Peru	68.3	68.7	
Philippines	60.9	62.8	
Poland	76.9	76.4	
Portugal	76.4	76.5	



Puerto Rico
DOING BUSINESS
 ARCHIVE

	70	70.1	
	66.7	68.7	
Romania	72.5	73.3	EN
Russian Federation 	77.4	78.2	
Russian Federation - Moscow	77.5	78.3	
Russian Federation - Saint Petersburg	77.2	77.9	
Rwanda	75.4	76.5	
Samoa	62.1	62.1	
San Marino	64.2	64.2	
São Tomé and Príncipe	45	45	
Saudi Arabia	63.8	71.6	
Senegal	54.4	59.3	
Serbia	73.9	75.7	
Seychelles	61.5	61.7	
Sierra Leone	47.2	47.5	
Singapore	85.8	86.2	
Slovak Republic	75.4	75.6	
Slovenia	76.4	76.5	
Solomon Islands	55.2	55.3	
Somalia	20	20	
South Africa	66.7	67	
South Sudan	33.6	34.6	
Spain	77.7	77.9	



Sri Lanka
DOING BUSINESS
 ARCHIVE
 St. Kitts and Nevis

Sri Lanka	61.8	61.8	
St. Kitts and Nevis	54.6	54.6	
St. Lucia	63.6	63.7	EN ^v
St. Vincent and the Grenadines	57	57.1	
Sudan	48	44.8	
Suriname	47.4	47.5	
Sweden	82	82	
Switzerland	76.6	76.6	
Syrian Arab Republic	41.5	42	
Taiwan, China	81	80.9	
Tajikistan	55.4	61.3	
Tanzania	54.3	54.5	
Thailand	79.5	80.1	
Timor-Leste	39.7	39.4	
Togo	55.3	62.3	
Tonga	61.7	61.4	
Trinidad and Tobago	61	61.3	
Tunisia	67.2	68.7	
Turkey	75.3	76.8	
Uganda	58.4	60	
Ukraine	69.1	70.2	
United Arab Emirates	81.6	80.9	
United Kingdom	83.6	83.5	



United States	83.6	84	
United States - Los Angeles	81.4	82.2	
United States - New York City	85	85.2	EN ^v
Uruguay	61.4	61.5	
Uzbekistan	67.8	69.9	
Vanuatu	60.7	61.1	
Venezuela, RB	32.1	30.2	
Vietnam	68.6	69.8	
West Bank and Gaza	59.7	60	
Yemen, Rep.	30.7	31.8	
Zambia	65.7	66.9	
Zimbabwe	50.5	54.5	

[Legal](#) [Privacy Notice](#) [Access to Information](#) [Jobs](#) [Contact](#)

[REPORT FRAUD OR CORRUPTION](#)

[IBRD](#) [IDA](#) [IFC](#) [MIGA](#) [ICSID](#)

© 2025 The World Bank Group, All Rights Reserved.