

UK STEEL

Powered by **MAKES**_{uk}

KEY STATISTICS GUIDE 2025



CONTENTS

UK steel market

UK steelmaking materials and production 2024	4
UK annual crude steel production 2014-2024	6
UK steel mill home and export deliveries 2014-2024	6
UK demand and domestic share of steel mill products 2014-2024	7
UK steel demand by end-use sector 2024	7
UK demand for steel mill products 2014-2024	8
UK steel mill deliveries to UK consumers and stockholders 2014-2024	8
UK steel requirement 2014-2024	9

UK steel trade

UK trade balance: steel mill products 2014-2024	9
UK imports of finished steel 2014-2024	10
UK imports of finished steel - top 10 countries of origin 2023 vs 2024	10
UK exports of finished steel 2014-2024	11
UK exports of finished steel - top 10 destination countries 2023 vs 2024	11

UK steel inputs

UK annual crude steel production vs UK imports of semi-finished steel 2014-2024	12
Raw material costs - iron ore, hard coking coal & scrap Jan 2023-Dec 2024	12
UK scrap consumption, exports and price 2014-2024	13
Steel electricity price disparity 2024/25 - UK, Germany & France	13

Steel in the world

World crude steel production 2014-2024	14
Global apparent finished steel consumption 2021-2023	14
World top 10 steel exporters 2023 vs 2024	15
World top 10 steel importers 2023 vs 2024	15
Crude steel production by country 2024	16
Crude steel production by process 2024	17

THE UK STEEL INDUSTRY IN NUMBERS



36,800
PEOPLE DIRECTLY EMPLOYED BY THE UK STEEL INDUSTRY



£1.7 BN
DIRECT CONTRIBUTION TO THE UK ECONOMY AND AN ADDED £2.2 BN IN SUPPLY CHAINS

£3.1 BN
DIRECT CONTRIBUTION TO THE UK'S BALANCE OF TRADE



46,000
FURTHER JOBS SUPPORTED IN SUPPLY CHAINS



THE MEDIAN STEEL SECTOR SALARY IS

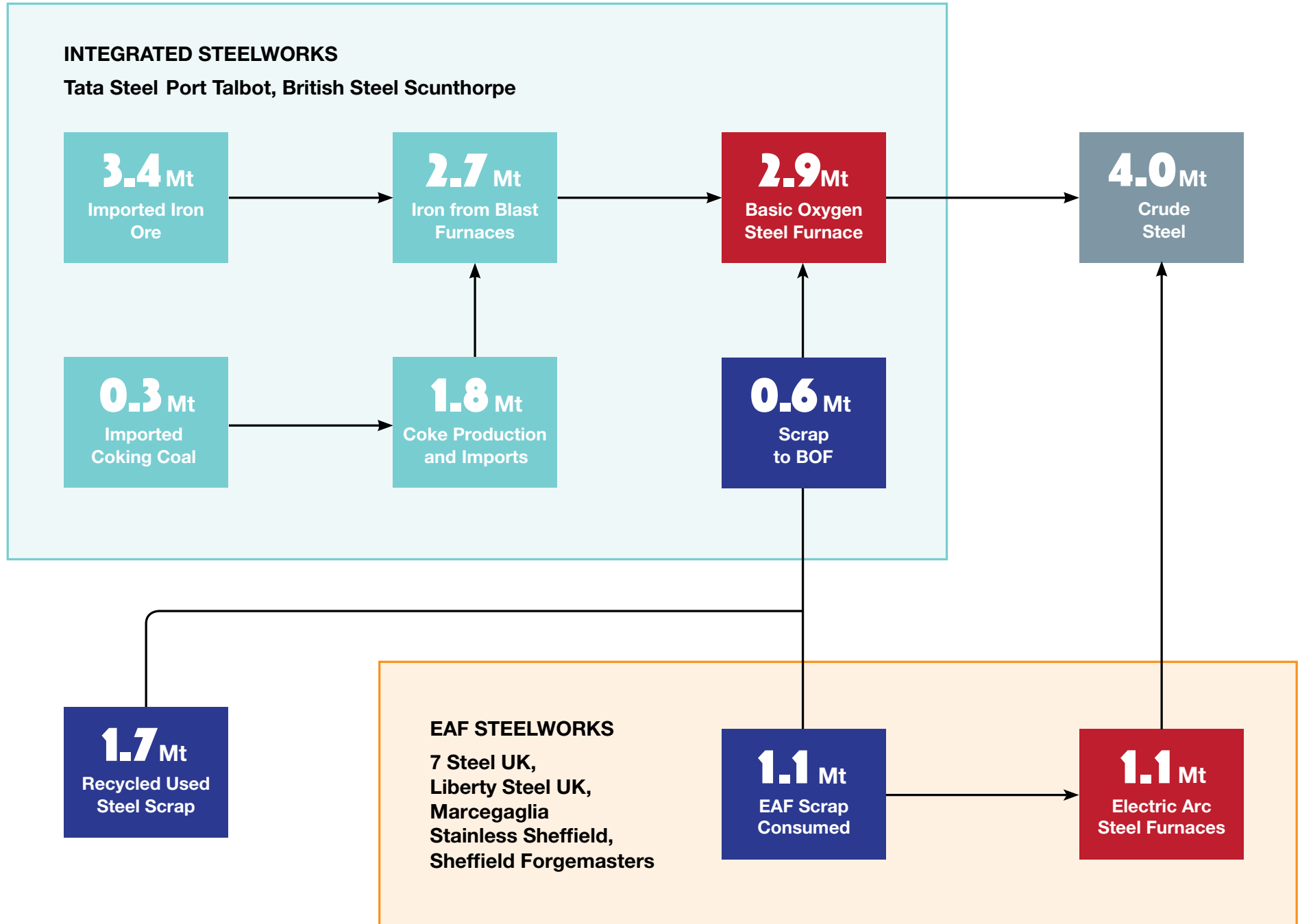


24% HIGHER THAN THE NATIONAL MEDIAN AND

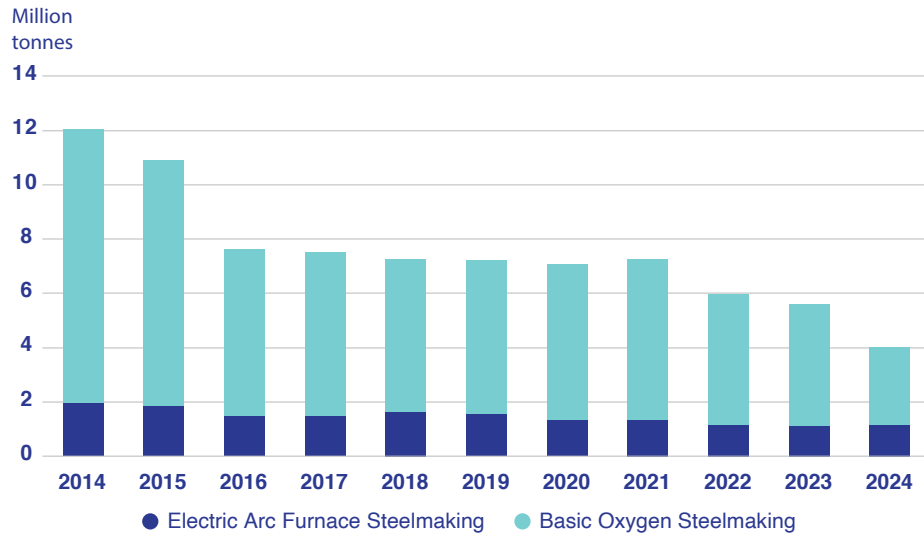
33%

HIGHER THAN IN WALES, AND THE YORKSHIRE & HUMBERSIDE REGIONS

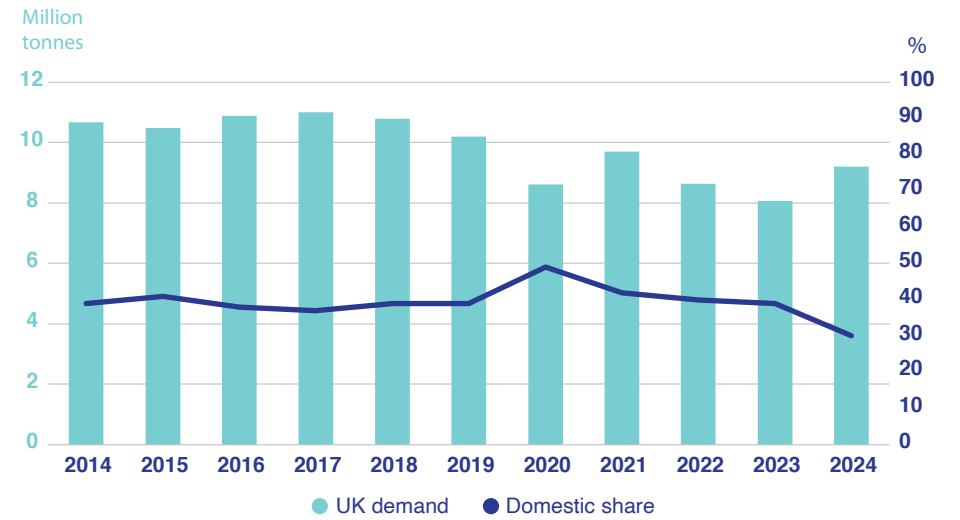
UK steelmaking materials and production 2024



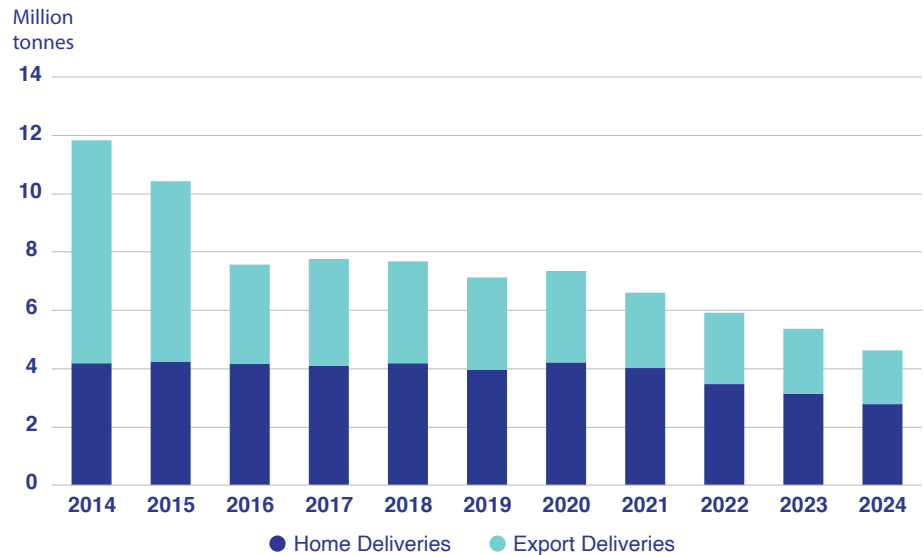
UK annual crude steel production 2014-2024



UK demand and domestic share of steel mill products 2014-2024

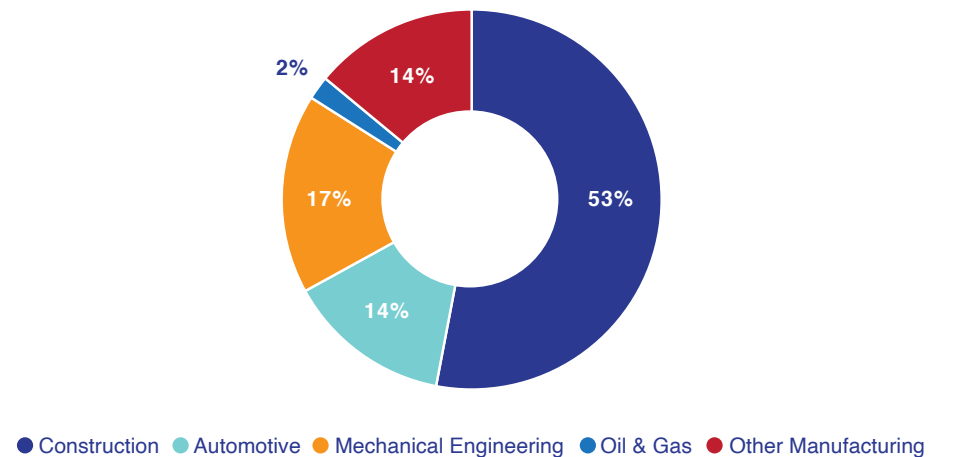


UK steel mill home and export deliveries 2014-2024

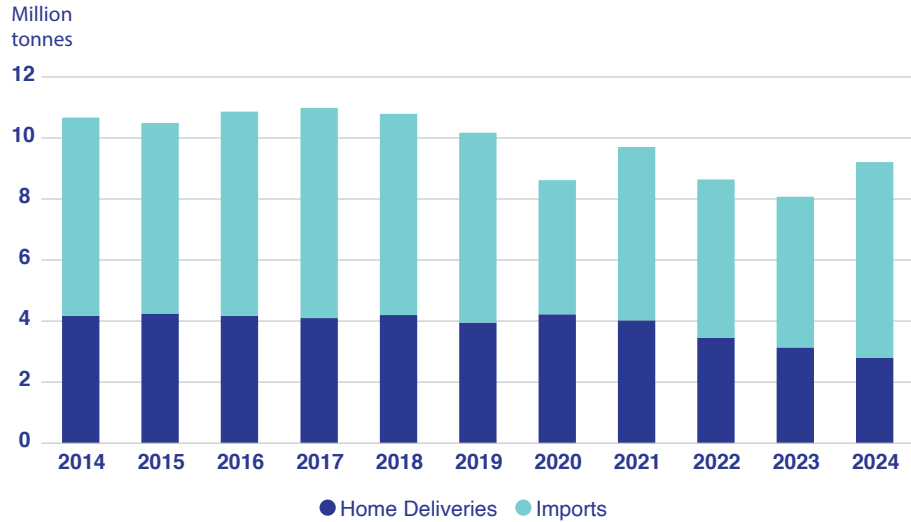


UK steel demand by end-use sector 2024

* based on UK Steel estimates



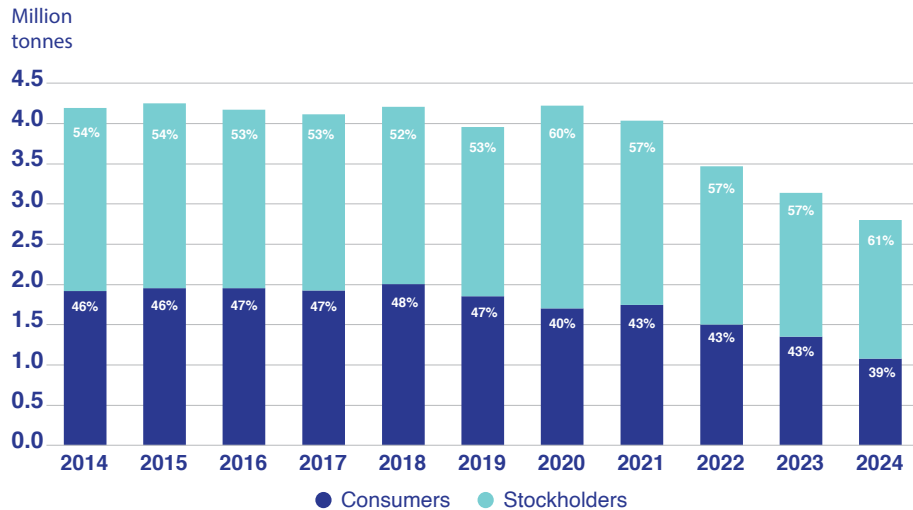
UK demand for steel mill products 2014-2024



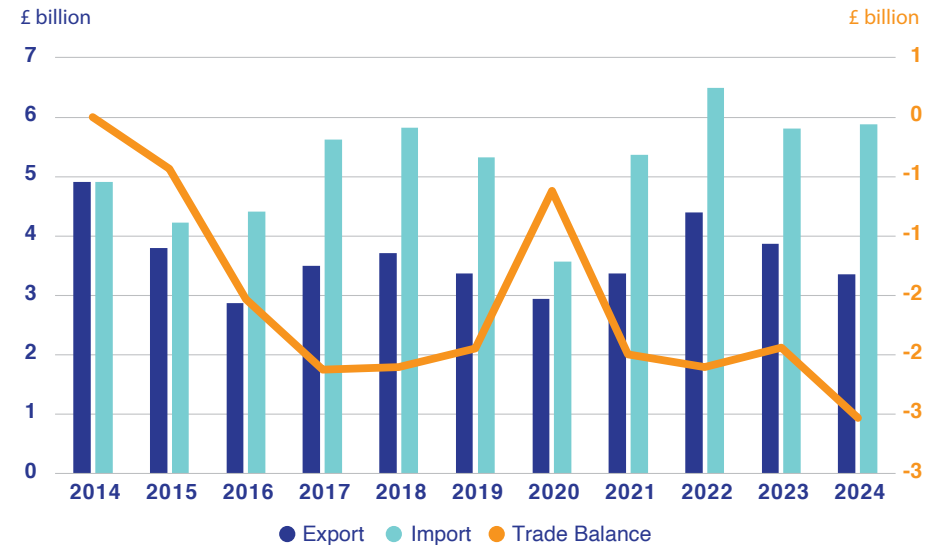
UK steel requirement 2014-2024



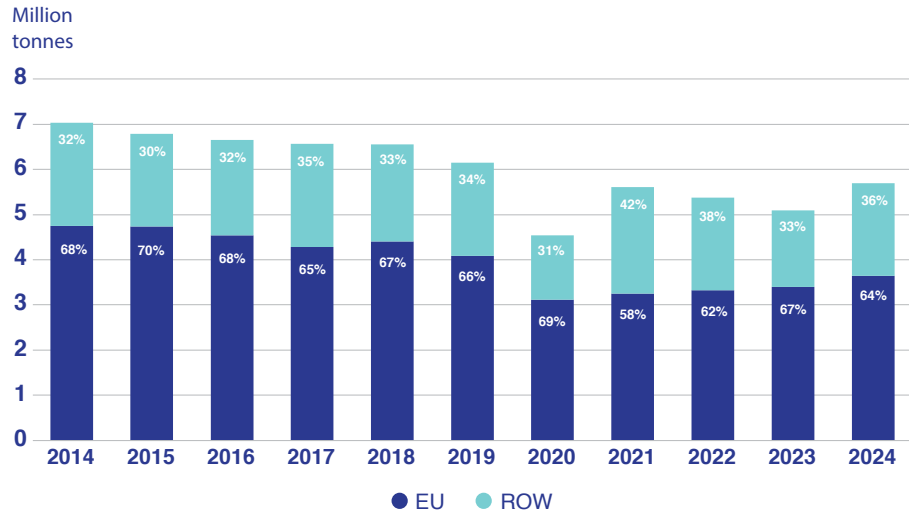
UK steel mill deliveries to UK consumers and stockholders 2014-2024



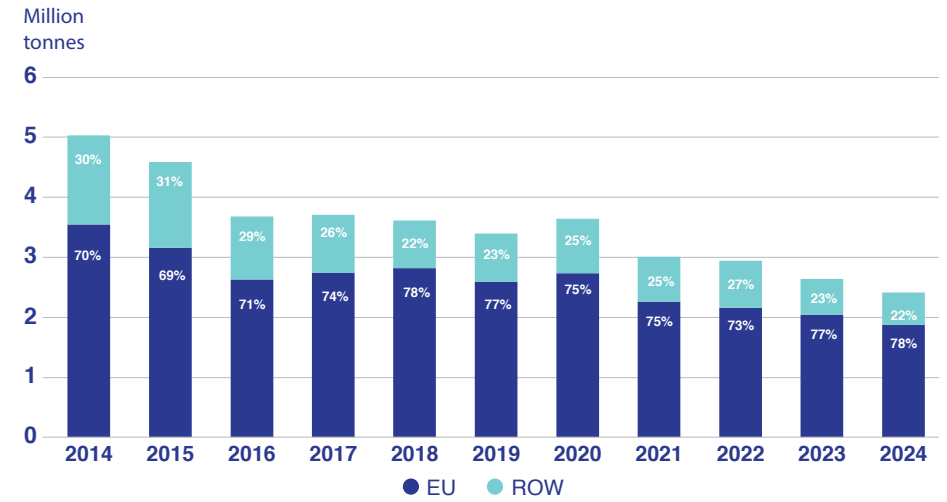
UK trade balance: steel mill products 2014-2024



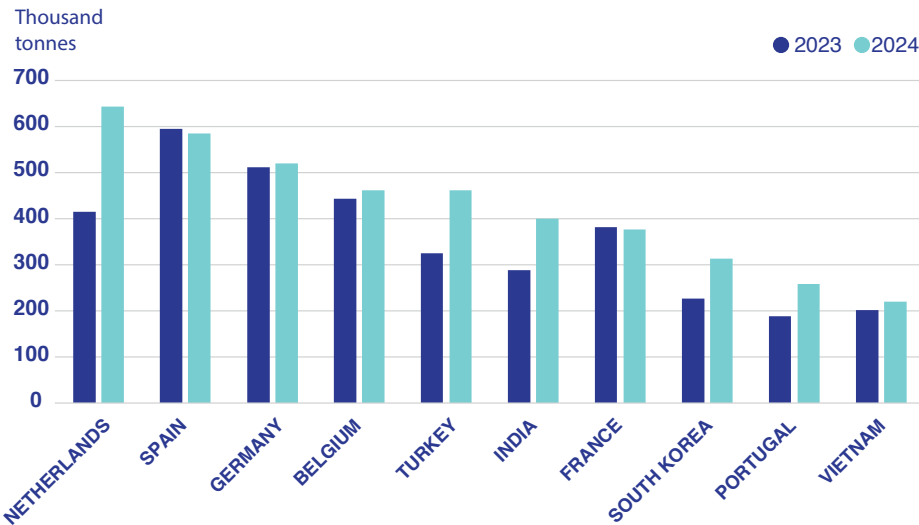
UK imports of finished steel 2014-2024



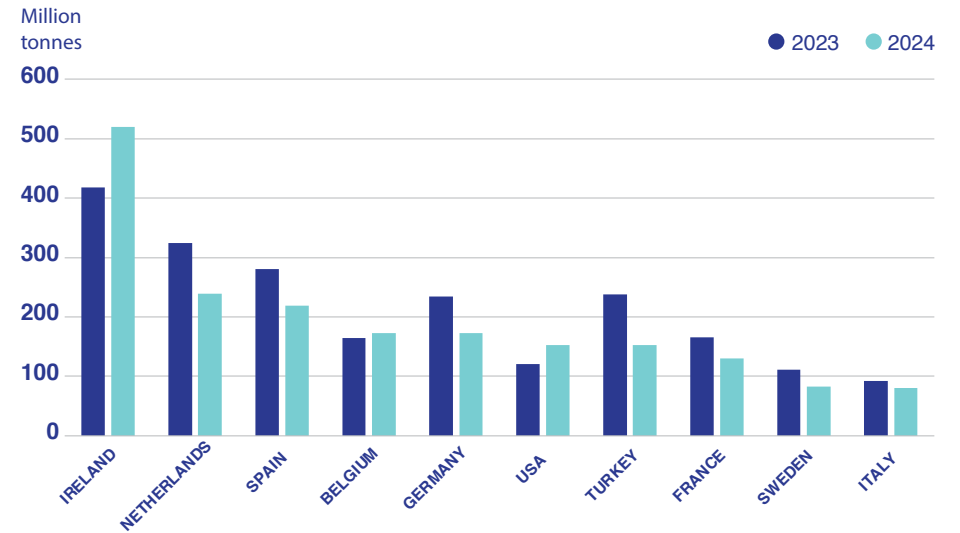
UK exports of finished steel 2014-2024



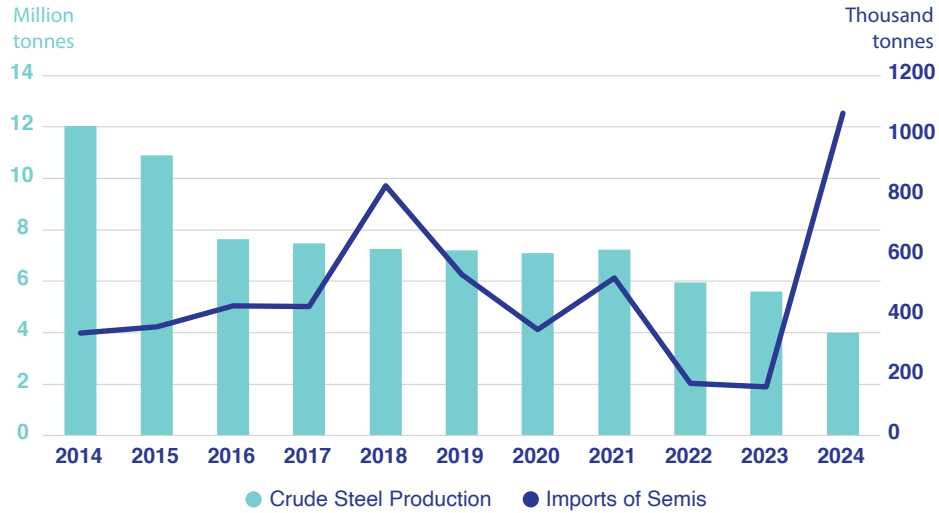
UK imports of finished steel - top 10 countries of origin 2023 vs 2024



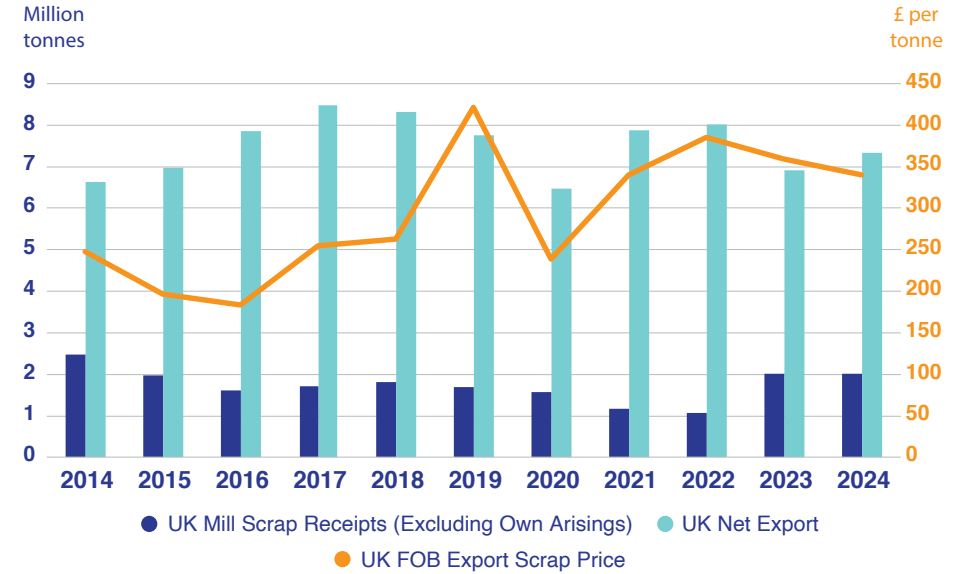
UK exports of finished steel - top 10 destination countries 2023 vs 2024



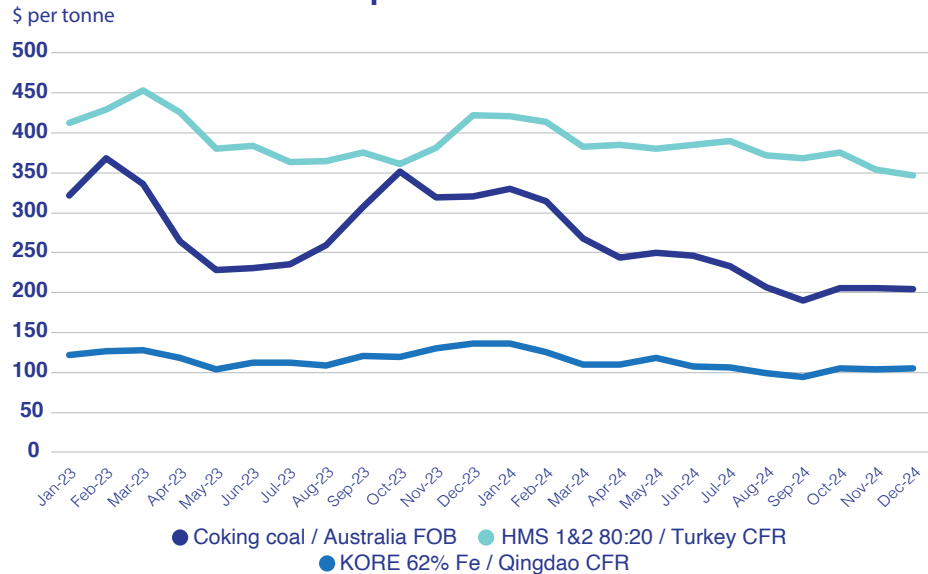
UK annual crude steel production vs UK imports of semi-finished steel 2014-2024



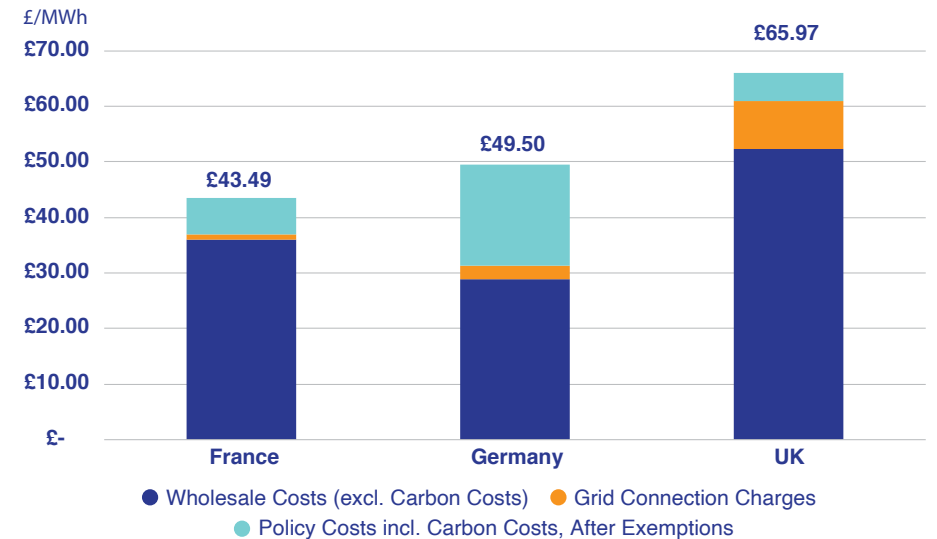
UK scrap consumption, exports and price 2014 – 2024



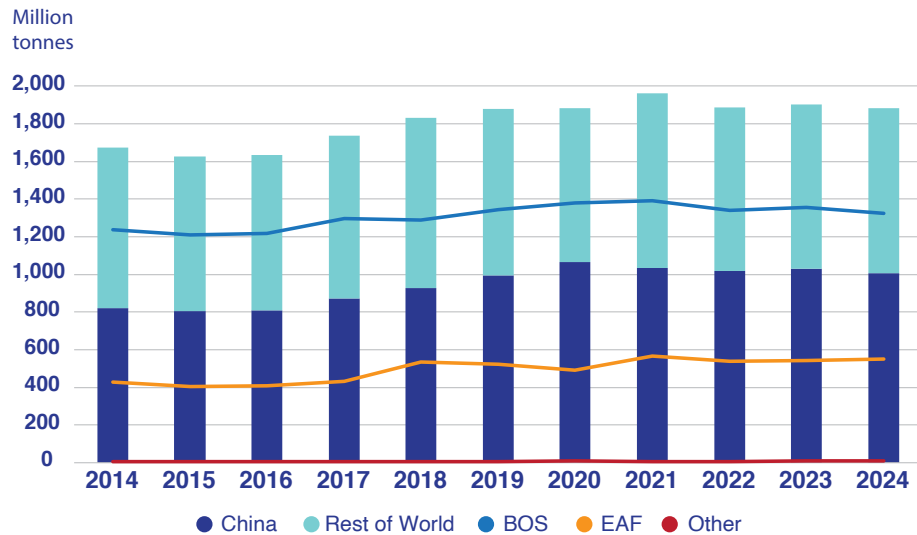
Raw material costs - iron ore, hard coking coal and scrap Jan 2023 - Dec 2024



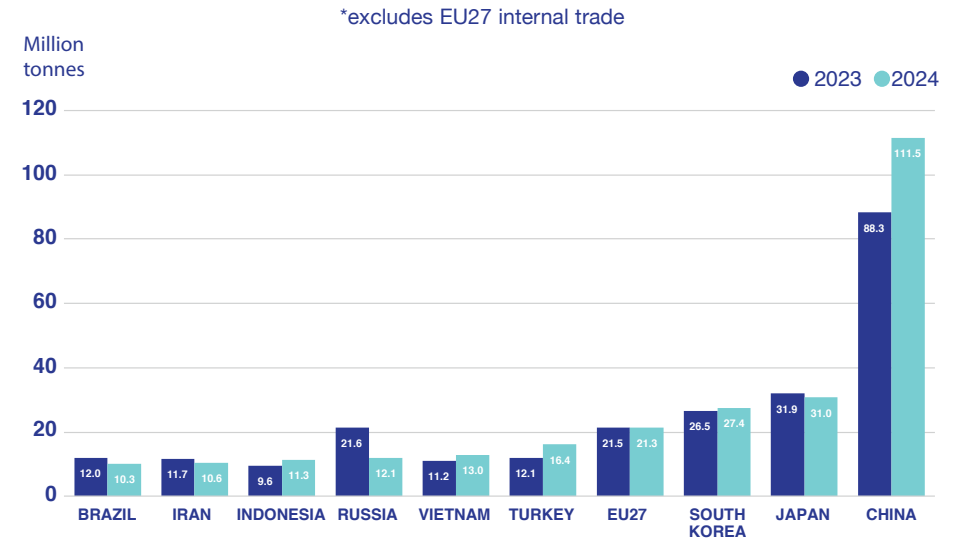
Electricity prices for steel producers in France, Germany, and the UK (2024/25)



World crude steel production 2014-2024



World top 10 steel exporters 2023 vs 2024

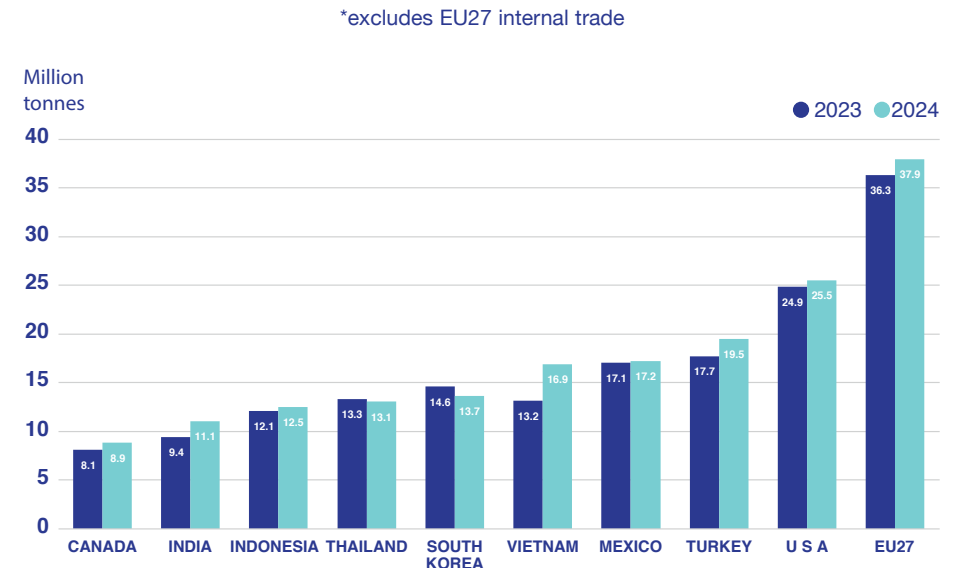


Global apparent finished steel consumption 2021-2023

Region/Country	2021 Million tonnes	2022 Million tonnes	% Change 2021-2022	2023 Million tonnes	% Change 2022-2023
EU	154.1	142.5	-7.5%	129.6	-9.1%
Non-EU Europe	51.2	48.4	-5.6%	53.9	11.4%
CIS	58.8	54.1	-8.1%	60.3	11.6%
NAFTA	142.6	137.0	-3.9%	137.2	0.2%
Central & South America	46.1	41.2	-10.7%	41.2	0.2%
Africa	39.2	35.2	-10.1%	37.6	6.8%
Middle East	51.6	52.0	0.9%	54.2	4.2%
Asia Exc China	339.1	337.3	-0.6%	351.8	4.3%
China	954.4	926.7	-2.9%	905.1	-2.3%
Oceania	7.3	7.3	-0.2%	7.4	1.4%
World Total	1844.4	1781.6	-3.4%	1778.3	-0.2%

Source: World Steel Association

World top 10 steel importers 2023 vs 2024



Crude steel production 2024

Million tonnes

EU PRODUCERS			
	2022	2023	2024
Germany	36.9	35.4	37.2
Italy	21.6	21.1	20.0
France	12.1	10.0	10.8
Spain	11.6	11.4	11.9
Poland	7.4	6.4	7.1
Austria	7.5	7.1	7.1
Belgium (e)	7.0	5.9	7.1
Other EU	32.3	29.0	28.4
Total EU27	136.4	126.3	129.7

Million tonnes

WORLD PRODUCERS			
	2022	2023	2024
China (e)	1,018.0	1,028.9	1,005.1
European Union (27)	136.4	126.3	129.7
Japan	89.2	87.0	84.0
India	125.4	140.8	149.4
United States	80.5	81.4	79.5
Russia	71.5	76.0	71.0
South Korea	65.8	66.7	63.6
Turkey	35.1	33.7	36.9
Brazil	34.1	32.0	33.8
Ukraine	6.3	6.2	7.6
Taiwan, China	20.8	19.1	19.2
Iran (e)	30.6	30.7	31.4
Mexico	18.4	16.4	13.8
Canada	12.1	12.2	12.3
Vietnam	20.0	19.2	22.0
World	1,889.2	1,904.1	1,884.6

Source: World Steel Association

Crude steel production by process 2024

Million tonnes

EU PRODUCERS	BOF	EAF	Other	Total
Germany	26.4	10.8	0.0	37.2
Italy (e)	2.1	17.9	0.0	20.0
France	6.7	4.0	0.0	10.8
Spain	3.6	8.2	0.0	11.9
Poland	3.9	3.3	0.0	7.1
Austria	6.5	0.6	0.0	7.1
Belgium (e)	5.1	2.1	0.0	7.1
Other EU	17.7	10.7	0.0	28.4
European Union (27)	72.1	57.6	0.0	129.6

Million tonnes

WORLD PRODUCERS	BOF	EAF	Other	Total
China (e)	902.6	102.5	0.0	1,005.1
European Union (27)	72.1	57.6	0.0	129.6
United Kingdom	2.9	1.1	0.0	4.0
Japan	62.0	22.1	0.0	84.0
India (2)	61.6	87.8	0.0	149.4
United States (e)	22.4	57.0	0.0	79.5
Russia (e)	45.2	24.3	1.6	71.0
South Korea	46.0	17.6	0.0	63.6
Turkey	11.1	25.8	0.0	36.9
Brazil	25.5	7.8	0.4	33.8
Ukraine	3.8	0.9	2.9	7.6
Taiwan, China	11.4	7.8	0.0	19.2
Iran (e)	2.5	28.8	0.0	31.4
Mexico	0.5	13.3	0.0	13.8
Canada	7.0	5.3	0.0	12.3
Vietnam	14.6	3.3	4.1	22.0
World (3)	1,326.4	549.0	9.2	1,884.6

e - estimate (2) - B.O.F. includes Open Hearth
 (3) - the countries listed in this table accounted for more than 94% of world crude steel production in 2024

Source: World Steel Association

UK STEEL

Powered by **MAKE**_{UK}

UK Steel is the trade association for the UK steel industry and champions the country's steel manufacturers.

We represent the sector's interests to Government and promote our innovative, vibrant and dynamic industry to the public.

Together, we build the future of the UK steel industry.

UK Steel

Broadway House
Tothill Street
London SW1H 9NQ

+44 (0)20 7654 1518

steel@MakeUK.org

@UKSteel__

uksteel.org

Make UK is a trading name of EEF Limited.

Registered Office: Broadway House, Tothill Street, London, SW1H 9NQ.

Registered in England and Wales No. 05950172